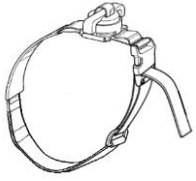


Tactical Tourniquet

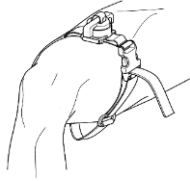
INSTRUCTIONS FOR USE

Instrucciones de uso



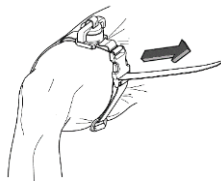
1. Remove From Case

Quitar del caso



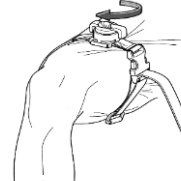
2. Slide Over Limb

Deslizarse sobre la extremidad



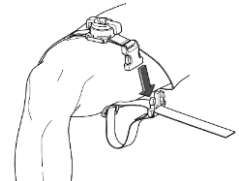
3. Pull Strap Tight

Tirar de la correa apretada



4. Twist Handle Clockwise Until Blood Flow Ceases

Gire la manija en sentido horario hasta que cese el flujo de sangre

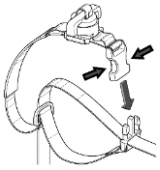


5. Squeeze Buckle to Release

Apretar la hebilla para liberar

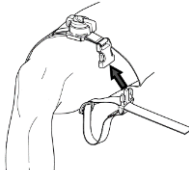
INSTRUCTIONS FOR TRAPPED LIMB

Instrucciones de extremidades atrapadas



1. Squeeze Quick Release Buckle and Separate

Apriete la hebilla de liberacion rapida y separe



2. Wrap Around Trapped Limb and Reconnect Quick Release Buckle

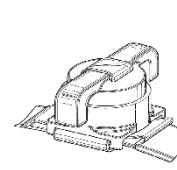
Envolver alrededor de la extremidad atrapada y Volver a conetar la hebilla



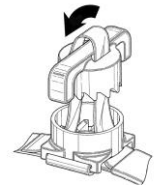
3. Pull Strap Tight and Continue With Step 4 Above

Jale la correa y continúe con el etapa 4 de arriba

TOURNIQUET RESET INSTRUCTIONS



1. To Reset the Tourniquet, Squeeze Quick Release Buckle. Hold the Base in One Hand and Lift Up On the Top to Disengage Teeth.



2. Turn Counter Clockwise Until All Twist Are Removed. Pull Straps From Both Sides to Reseat Handle

MM19613 - A

LIMITATION OF LIABILITY

RCR Medical Products, LLC, its employees, agents, contractors, suppliers, and distributors shall assume no liability for injury or damages arising from the application and use of the X8T-T tourniquet. The user assumes all the risks of liability. The X8T-T should only be used as directed by user's military service component guidelines, EMS authority, or under the supervision of a physician.

STANDARD USE GUIDELINES

When applied according to directions, the X8T-T is a safe and effective device for controlling life-threatening extremity bleeding. If you are unsure where the bleeding is coming from, the X8T-T can effectively be applied over clothing as high on the arm or leg as possible. The X8T-T must NOT be applied over solid objects within the clothing. As soon as the situation permits, the injured limb should be evaluated and the X8T-T repositioned 2"-3" above the injury, directly on the skin.

EC REP

Mdi Europa GmbH
Langenhagener Str. 71
D-30855, Langenhagen

Phone +49 (0)511 39089530
Email: info@mdi-europa.com



RCR MEDICAL PRODUCTS, LLC



TOURNIQUET

